

Student Progress Report

Student ID: [REDACTED]

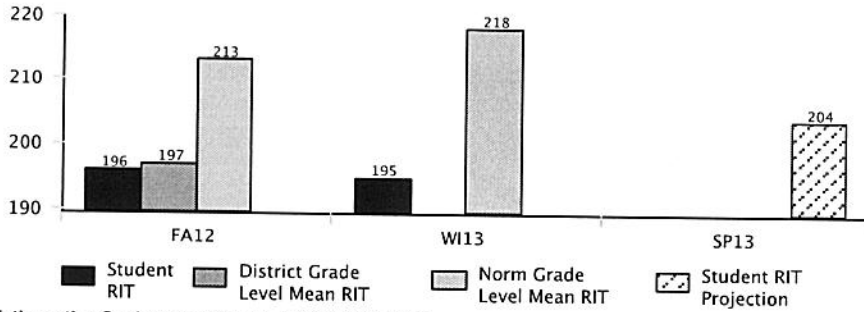
Term Rostered: Winter 2012-2013

District: [REDACTED] District

School: [REDACTED] Elementary School

Growth Comparison Period: Fall to Spring

Mathematics

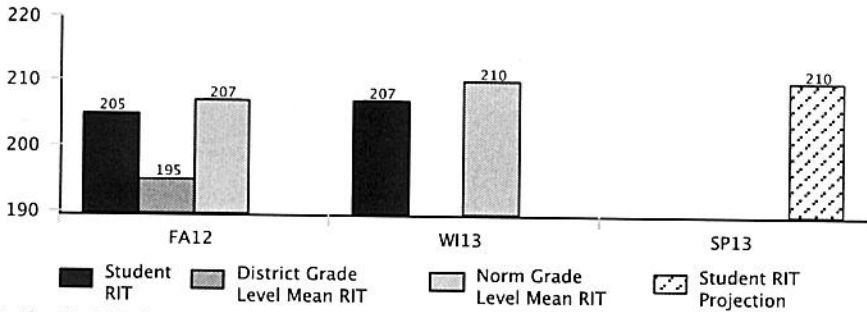


Term/Year	Grade	RIT (+/- Std Err)	RIT Growth	Growth Projection	Percentile Range
WI13	5	192-195-198	-	-	4-6-8
FA12	5	193-196-199	-	-	8-12-16

Mathematics Goals Performance - Winter 2012-2013

Number and Operations: Low
 Measurement: Low
 Data and Probability: Low
 Algebra: Low
 Geometry: Low

Reading

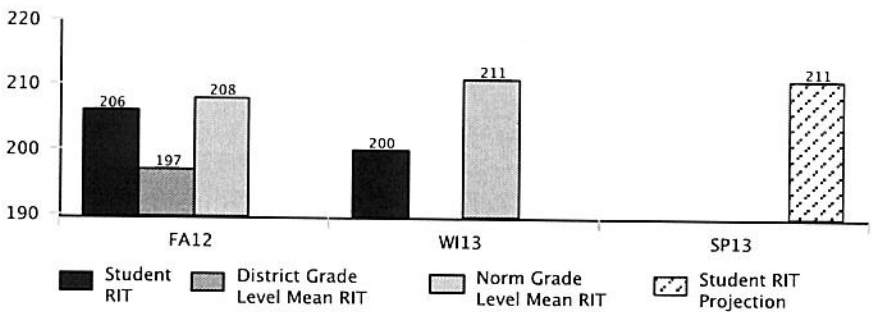


Term/Year	Grade	RIT (+/- Std Err)	RIT Growth	Growth Projection	Percentile Range
WI13	5	204-207-211	-	-	34-42-53
FA12	5	202-205-209	-	-	36-44-55

Reading Goals Performance - Winter 2012-2013

Word Recognition, Word Study, Fluency: Avg
 Informational Text: Low
 Lexile® Range: 627-777L
 Narrative Text Comprehension and Metacognition: Avg
 HiAvg

Language Usage



Term/Year	Grade	RIT (+/- Std Err)	RIT Growth	Growth Projection	Percentile Range
WI13	5	197-200-203	-	-	14-20-27
FA12	5	203-206-209	-	-	35-44-53

Language Usage Goals Performance - Winter 2012-2013

Writing Genre: LoAvg
 Grammar and Usage (Grammatical Structures): Low
 Spelling: Avg
 Writing Process: Low
 Grammar and Usage (Punctuation and Capitalization): Low