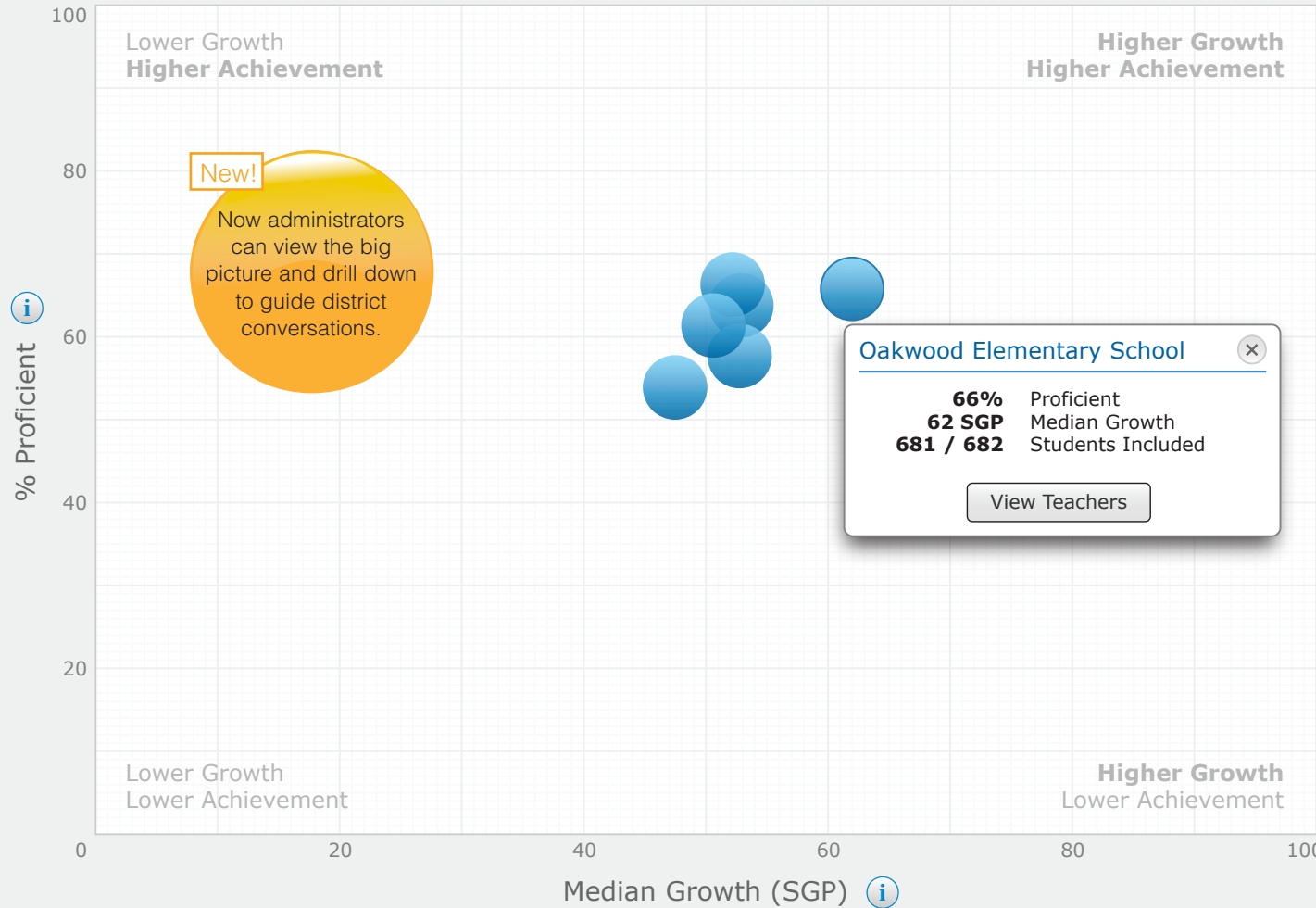




Live Chat Support Available

Growth Proficiency Chart

District Schools



Proficiency
State-linked benchmark

Grade-specific values [View](#)

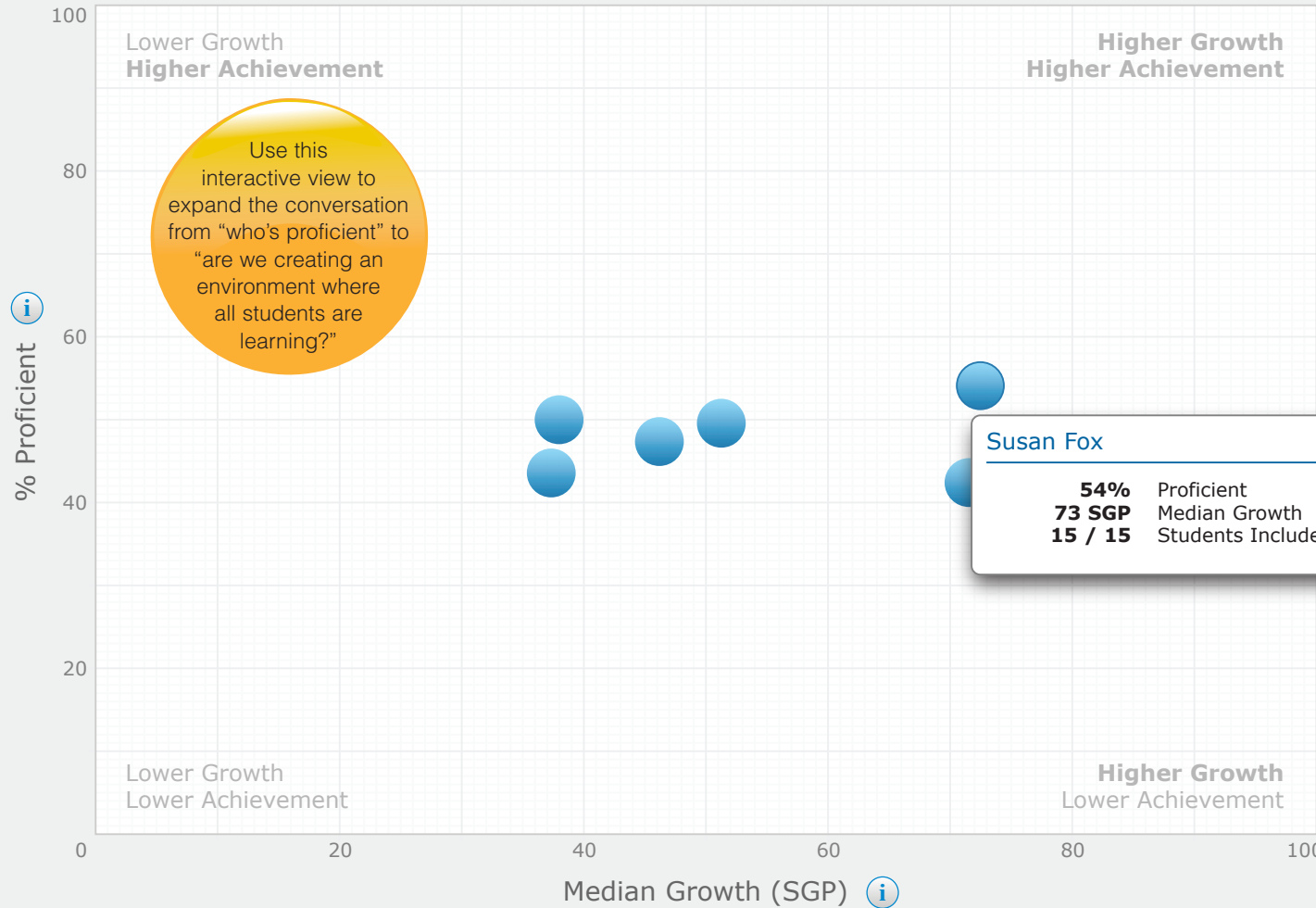
Growth
Fall to Winter SGP

Grade
All Grades

Growth Proficiency Chart

 [Live Chat Support Available](#)

Oakwood Elementary - Teachers



Proficiency
State-linked benchmark ▼
Grade-specific values [View](#)

Growth
Fall to Winter SGP ▼

Grade
All Grades ▼

Susan Fox [X]

54%	Proficient
73 SGP	Median Growth
15 / 15	Students Included

School: Oakwood Elementary School

SGP Fall window: 8/1/2011 – 10/15/2012
 SGP Winter window: 12/15/2012 – 2/15/2012

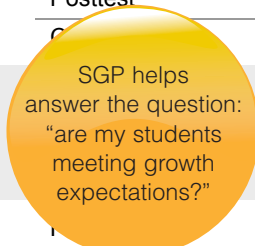
Report Options

Reporting Parameter Group: All Demographics [Default]
 Group By: Teacher



School: Oakwood Elementary School

Teacher	Class	Total Students Included	Grade	Test date	Median SGP ^a Fall-Win	Averages			
						SS	GE	PR	NCE
Boyd, Mark	Grade 3 (Boyd)	18	3	Pretest		493	2.6	34	41.3
				Posttest		544	3.1	40	44.7
				Change	37	+51	+0.5	+6	+3.4
Ellis, Anne	Grade 3 (Ellis)	18	3	Pretest		543	3.1	56	53.2
				Posttest		585	3.5	59	54.8
				Change	38	+42	+0.4	+3	+1.6
Fox, Susan	Mrs. Fox's Class	15	4	Pretest		575	3.7	37	43.0
				Posttest		668	4.9	66	58.5
				Change	73	+93	+1.2	+29	+15.5
Latner, Karen	Grade 4 (Latner)	19	4	Pretest		635	4.3	49	49.5
				Posttest		674	5.0	68	63.8
				Change	46	+49	+0.7	+19	+14.3
Marquette, Dee	Grade 5 (Marquette)	21	5	Pretest		601	3.7	23	34.4
				Posttest		663	4.8	37	43.0
				Change	51	+62	+1.1	+12	+7.6
Ross, Brian	Grade 5 Ross	22	5	Pretest		659	4.7	44	46.8
				Posttest		745	6.3	75	64.2
				Change	71	+86	+1.6	+31	+17.4



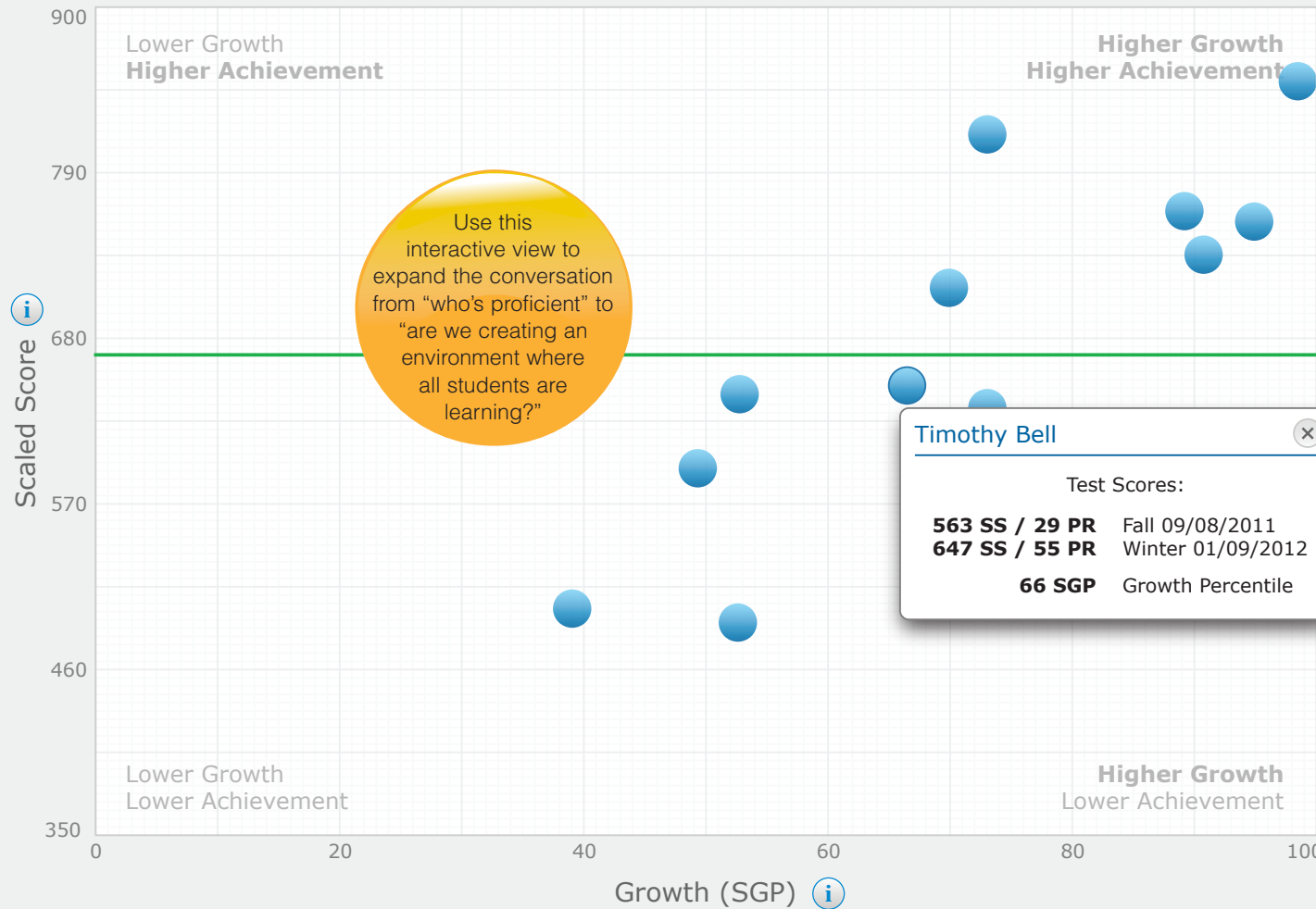
^aStudent Growth Percentile is shown when tests are taken within the SGP testing windows.

Growth Proficiency Chart



Live Chat Support Available

My Students



Proficiency
 ▼
 Grade-specific values [View](#)

Growth
 ▼

[Return to Class](#)

Timothy Bell ✕

Test Scores:

563 SS / 29 PR Fall 09/08/2011
647 SS / 55 PR Winter 01/09/2012
66 SGP Growth Percentile



Growth Report

3 of 3

Printed Tuesday, January 17, 2012 3:35:23 PM

School: Oakwood Elementary School

SGP Fall window: 8/1/2011 – 10/15/2011
SGP Winter window: 12/15/2011 – 2/15/2012

Class: Mrs. Fox's Class Summary

Class	Teacher	Total Students	Grade	Test date	Median SGP Fall-Win	Averages			
						SS	GE	PR	NCE
Mrs. Fox's Class	Fox, Susan	15	4	Pretest		575	3.7	37	43.0
				Posttest		668	4.9	66	58.5
				Change	73	+93	+1.2	+29	+15.5

New!

Improved Growth Report includes SGP and calculates the change between two test scores.



Growth Report

1 of 3

Printed Tuesday, January 17, 2012 3:35:23 PM

School: Oakwood Elementary School

SGP Fall window: 8/1/2011 – 10/15/2011
SGP Winter window: 12/15/2011 – 2/15/2012

Class: Mrs. Fox's Class

Run this report for a class or small group.

Student	Class	Teacher	Grade	Test date	SGP ^a Fall-Win	SS	GE	PR	NCE
Anderson, Marcus	Mrs. Fox's Class	Fox, Susan	4	09/08/2011		639	4.4	62	56.4
				01/09/2012		722	5.9	85	71.8
				Change	75	+83	+1.5	+17	
Aschenbrenner, Chris	Mrs. Fox's Class	Fox, Susan	4	09/09/2011		403	1.8	2	6
				01/09/2012		490	2.5	7	7
				Change	53	+87	+0.7	+5	
Bell, Timothy	Mrs. Fox's Class	Fox, Susan	4	09/08/2011		563	3.3	29	5
				01/09/2012		647	4.5	55	5
				Change	66	+84	+1.2	+26	+5.3
Bollig, Brandon	Mrs. Fox's Class	Fox, Susan	4	09/08/2011		537	3.0	20	32.3
				01/09/2012		641	4.4	52	51.1
				Change	73	+104	+1.4	+32	+18.8
Chang, Michelle	Mrs. Fox's Class	Fox, Susan	4	09/08/2011		613	3.9	49	49.5
				01/09/2012		758	6.6	94	82.7
				Change	95	+145	+2.7	+45	+33.2
Delacruz, Benito	Mrs. Fox's Class	Fox, Susan	4	09/09/2011		574	3.4	32	40.1
				01/13/2012		635	4.3	49	49.5
				Change	53	+61	+0.9	+7	+9.4
Halden, Susan	Mrs. Fox's Class	Fox, Susan	4	09/08/2011		657	4.7	70	61.0
				01/09/2012		682	5.1	71	61.7
				Change	40	+25	+0.4	+1	+0.7

New!

Following students' winter screening, use the Fall-Winter SGP to help make classroom decisions during the school year.